

WOMEN MESS DRESS ORDER FORM

RANK:	FIRST NAME:	LAST NAME:			
PHONE:	EMAIL:	ORDER DATE:	REQUIRED DATE:		
ARMY <input type="checkbox"/>	AIRFORCE <input type="checkbox"/>	NAVY <input type="checkbox"/>	BRANCH/ REGIMENT:		
FABRIC CHOICE:	DOESKIN <input type="checkbox"/>	BARATHEA <input type="checkbox"/>	OTHER PLEASE SPECIFY:		
ITEM REQUESTED:	JACKET <input type="checkbox"/>	SKIRT <input type="checkbox"/>	VEST <input type="checkbox"/>	TROESERS <input type="checkbox"/>	CONEX PROGRAM <input type="checkbox"/>

SHIPPING ADDRESS:




STREET 1: _____

STREET 2: _____

CITY: _____ PROVINCE: _____ POSTAL CODE: _____




PLEASE CIRCLE THE ILLUSTRATION NEAREST TO YOUR FIGURE

SHOULDER:















Sloping Shoulder Regular Shoulder Square Shoulder

CHEST :

FLAT FULL REGULAR

HEIGHT: _____ WEIGHT: _____

BACK TO WAIST	JACKET LENGTH	SLEEVES LENGTH	SHOULDER TO BUST	SHOULDER TO WAIST	ACROSS THE BACK	BICEP
						
MEASURE FROM THE BACK NECK TO THE WAIST LINE	MEASURE FROM THE SHOULDER SEAM TO THE LINE PARALLEL TO THE END OF TAILBONE	MEASURE FROM THE SHOULDER SEAM TO THE DESIRE LENGTH	MEASURE FROM THE SHOULDER SEAM TO THE BUST	MEASURE FROM THE SHOULDER SEAM TO THE FRONT WAIST LINE	MEASURE ACROSS THE BACK FROM ONE ARM SEAM TO ANOTHER	MEASURE AROUND THE BICEP AT IT'S FULLEST PART
AROUND THE BUST	WAIST	SEAT	PANTS OUT SEAM	PANTS INSEAM	THIGH	SKIRT LENGTH
						
MEASURE AROUND THE BUST AT IT'S FULLEST PART	MEASURE AROUND THE WAIST PARALLEL TO THE BELLY BUTTON	MEASURE AROUND THE SEAT AT IT'S FULLEST PART	MEASURE FROM THE LINE PARALLEL TO THE BELLY BUTTON TO THE GROUND	MEASURE FROM THE CROTCH SEAM TO THE GROUND	MEASURE AROUND THE THIGH AT IT'S FULLEST PART	MEASURE FROM THE TOP OF THE WAIST BAND TO THE GROUND

PLEASE SCAN AND EMAIL THE COMPLETED MEASUREMENT FORM TO: MESSDRESSORDER@JOHNTHETAILOESHOP.COM

